

■ ADVANTAGE

- Watt switchable:
80W/100W/150W ,150W/200W/240W
- CCT switchable: 3000K/4000K/5000k
- Long lifespan with L70 > 100,000 hrs @ Ta=25°C
- Cost effective design makes it more competitive
- Patent design—All the LEDs are light up even when it is in CCT mode, provide even light
- Ambient working temperature: -40°C/-40°F to 50°C/122°F
- Applications: factory, workshop, warehouse, etc



■ DETAILS

Features

- Solid structure, Die-casting aluminum housing ensures excellent heat dissipation.
- Wattage and CCT switchable through dip-switches.
- High-quality LEDs, provide bright and uniform lighting.
- Housing color options: black, white.

Installations

- Durable round hanging ring, can be hung anywhere.
- Suspend the UFO High Bay by using US hook or U Bracket.
- The fixture comes with a safety rope added an additional protection for the installation.

Certifications

- DLC premium.
- Comply with the requirements of the Standard(s) for Luminaires and are identified with the cETL Listed Mark.

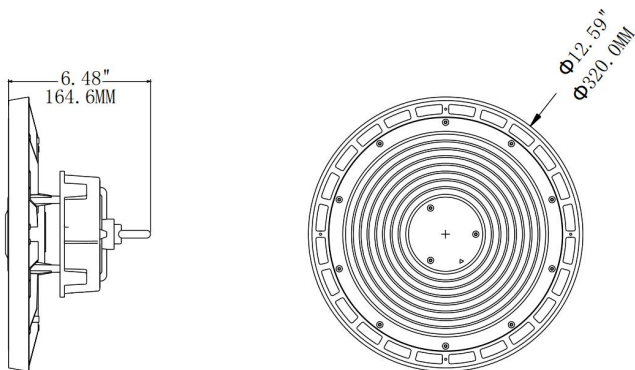
Accessories

- Emergency battery , motion sensor etc available.

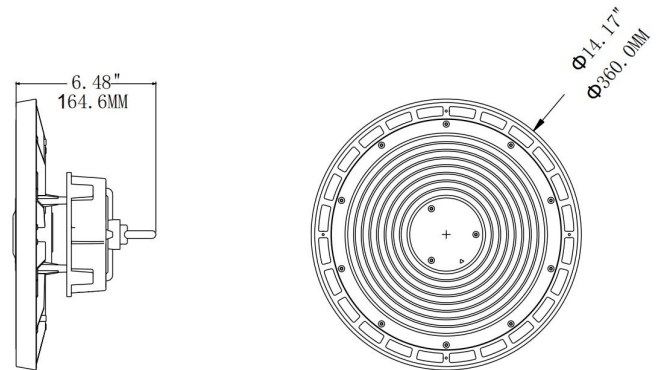
Warranty

- All products from DIMILIGHT are guaranteed with 5 years' warranty.
- See [Warranty policy from DIMI LIGHT](#) for additional information.

■ DIMENSIONS



Small size



Large size

■ SPECIFICATION

	MODEL	SIZE	WATT	CCT	INPUT	EFFICACY
<input type="checkbox"/>	DM-UF80/100/150W -BNN45	S	80W/100W/150W switchable	4000K/5000K switchable	12800Lm-24000Lm	160Lm/W
<input type="checkbox"/>	DM-UF150/200/240 W-BNN45	L	150W/200W/240W switchable	4000K/5000K switchable	24000Lm-38400Lm	160Lm/W
<input type="checkbox"/>	DM-UF80/100/150W -BNN345	S	80W/100W/150W switchable	3000K/4000K/5000K switchable	12800Lm-24000Lm	160Lm/W
<input type="checkbox"/>	DM-UF180/200/240 W-BNN345	L	180W/200W/240W switchable	3500K/4000K/5000K switchable	28800Lm-38400Lm	140Lm/W
<input type="checkbox"/>	DM-UF80/100/150W -WNN345	S	80W/100W/150W switchable	3000K/4000K/5000K switchable	12800Lm-24000Lm	160Lm/W
<input type="checkbox"/>	DM-UF180/200/240 W-WNN345	L	180W/200W/240W switchable	3500K/4000K/5000K switchable	28800Lm-38400Lm	140Lm/W

■ ACCESSORIES (order separately)

- Motion Sensor
- Remote Controller

- Emergency Battery
- PC Reflector

- U Bracket
- US Hook



Emergency Battery

- UL listed approved
- AC solution EM for 9-350W LED luminaire
- Selectable emergency power: 30W, 40W
- Illumination time: 90 minutes



Microwave Sensor

- Input Voltage: 12VDC
- Output Dimming: 0-10V
- Detection Distance: 10ft
- IP Rate: IP65



60° Anti-Glare PC Reflector

- Make the light more concentrated
- This reflector can effectively reduce glare, making your lights look softer and more comfortable



U Bracket

- Adjust the angle of the lamp according to your needs
- Easy installation, illuminate every place



US hook

- Durable standard US hook
- Hang the light fixture to anywhere you want

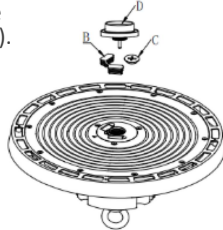
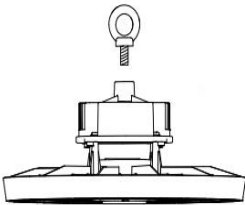
PACKING INFO

SIZE	1PCS/CARTON			CONTAINER		
	DIMENSION(INCH)	N.W(LBS)	G.W(LBS)	20'GP(PCS)	40'GP(PCS)	40HQ(PCS)
S	12.80" x12.80" x5.12"	5.29	5.73	2410	4992	5853
L	14.37" x14.37" x5.12"	6.5	6.94	1616	3349	3926

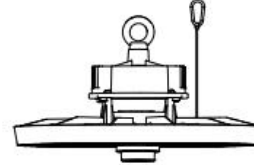
INSTALLATIONS

Rings mounted

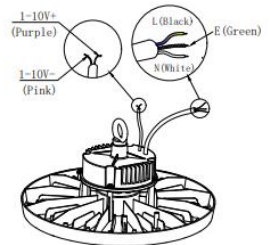
1. Attach the lifting ring to the fixture and fasten it with screws.
2. Loosen the rubber plug (B), adjust the corresponding power and color temperature, install the rubber plug (B), loosen the cross nut (C) as required, and then install the sensor (D).



3. Fix the lamps and safety buckles on the hooks respectively.

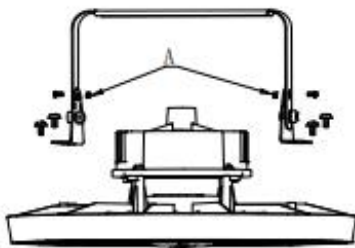


4. Electric and power input line connection (Black wire- L, White wire - N, Green wire - E, Purple-1-10V+, Pink-1-10V-).

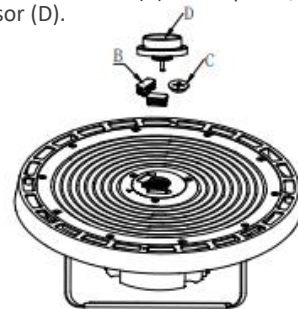


Surface mounted

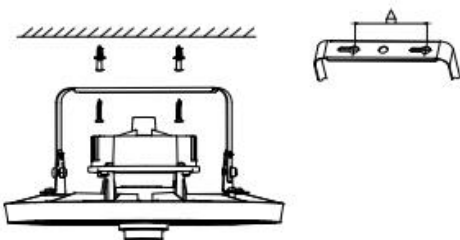
1. Fasten the bracket to the fixture with screws, loosen the nuts (A) at both ends, adjust the bracket to the required angle, and then lock it with the nuts (A) after confirmation.



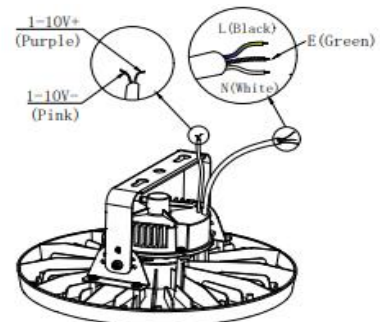
2. Loosen the rubber plug (B), adjust the corresponding power and color temperature, install the rubber plug (B), loosen the cross nut (C) as required, and then install the sensor (D).



3. Drill two holes on the ceiling according to the hole spacing (A) on the bracket, install the expansion rubber plugs into the holes, and fix the fixture on the ceiling with screws through the bracket.

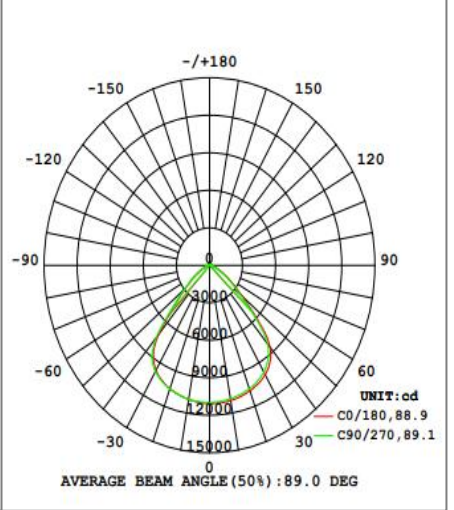
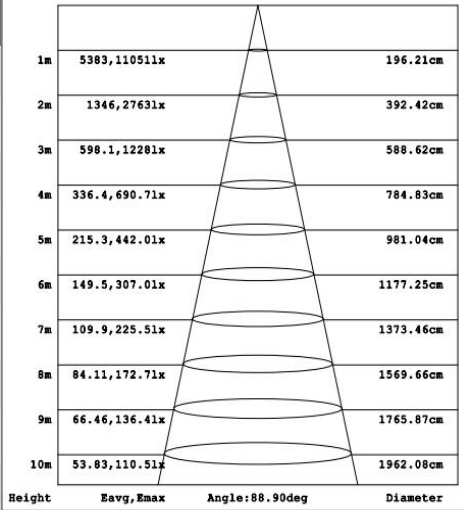


4. Electric and power input line connection (Black wire- L, White wire - N, Green wire - E, Purple-1-10V+, Pink-1-10V-).

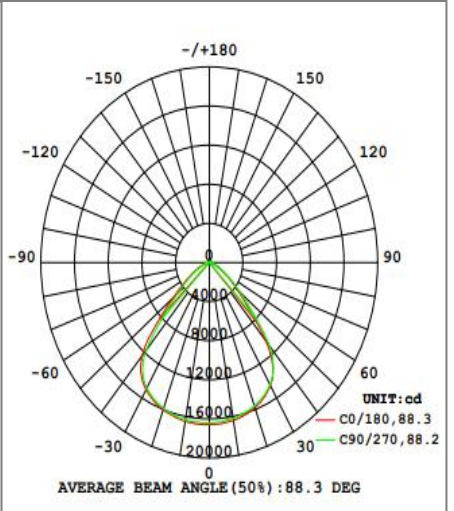
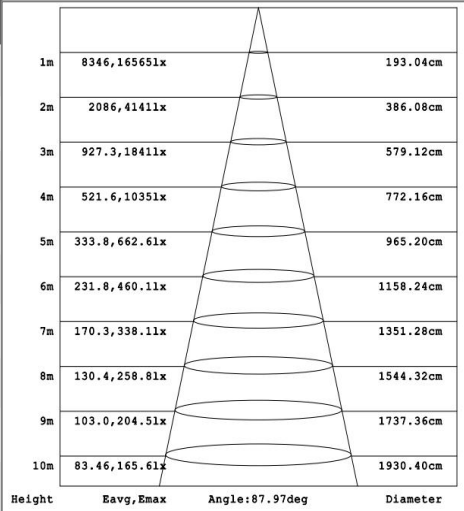


PHOTOMETRIC DATA

DM-UF80/100/150W- BNN45	
Watt	150 W
PF	0.9980
CRI	≧ 80
THD	≧ 20%
Flux	24000 Lm
Efficacy (AC)	160 Lm/W
CCT	5000K
Voltage Range	120-277 V
Operating Temperature	-40°C to 50°C



DM-UF150/200/240W- BNN45	
Watt	240 W
PF	0.9980
CRI	≧ 80
THD	20.8%
Flux	38400 Lm
Efficacy (AC)	160 Lm/W
Maximum CCT	5000K
Voltage Range	120-277 V
Operating Temperature	-40°C to 50°C



APPLICATION

